



CHICAGO STATE
UNIVERSITY

FACTBOOK 2024-2025

CHICAGO STATE UNIVERSITY





CHICAGO STATE
UNIVERSITY

#CSUPROUD

TABLE OF CONTENTS

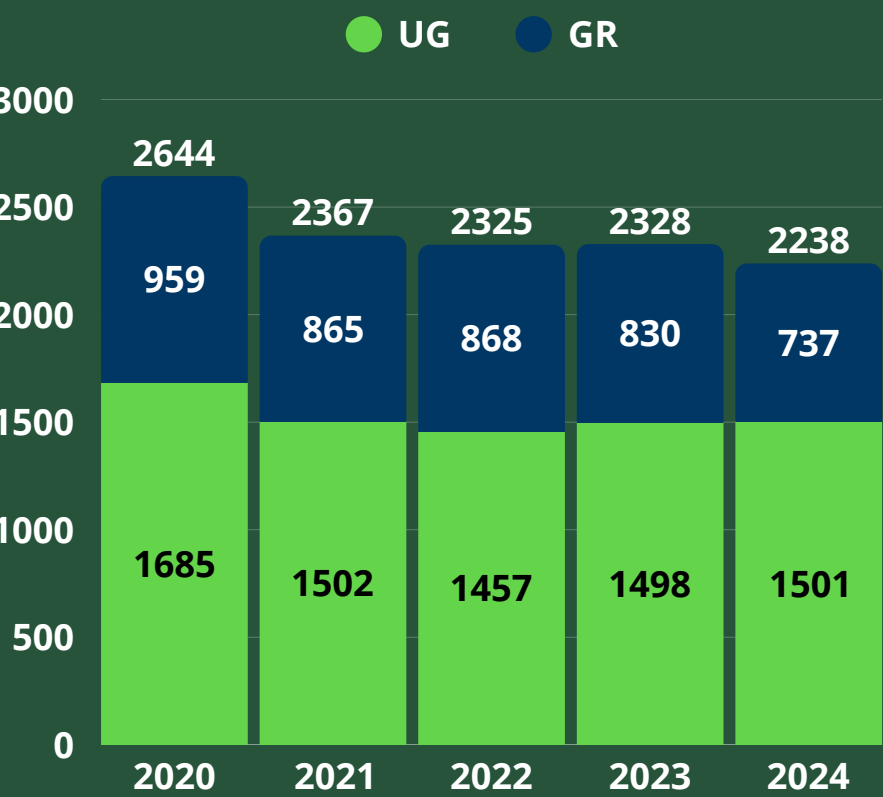
- 3. Enrollment and Completions
- 4. Student Profile
- 5. Faculty and Staff
- 6. University Highlights
- 7. University Administration



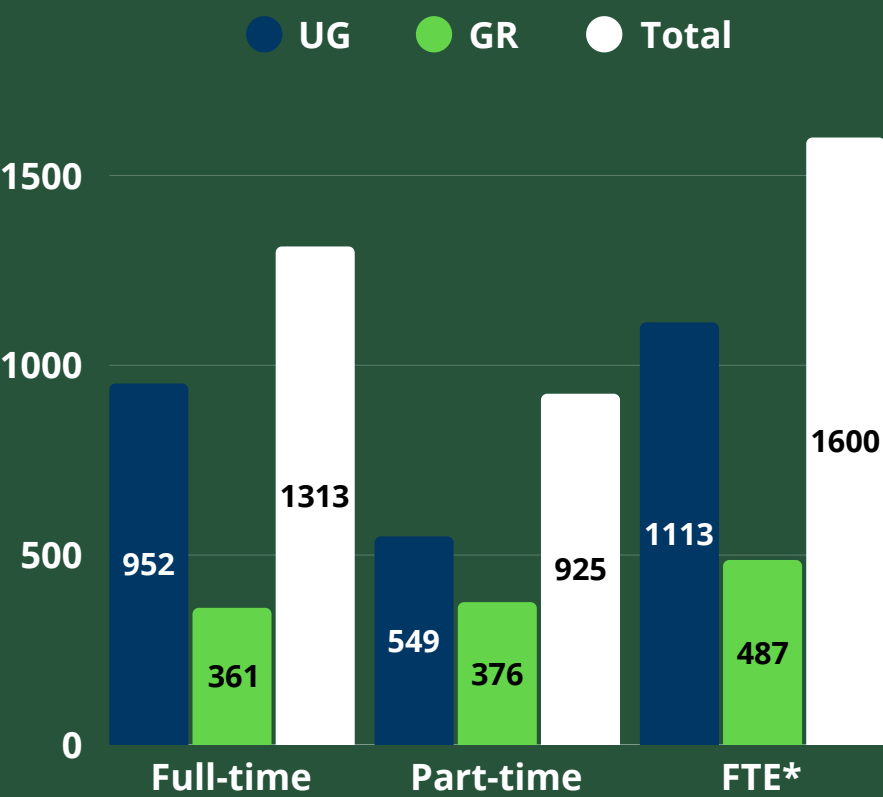
Compiled by:
**THE OFFICE OF INSTITUTIONAL EFFECTIVENESS
& RESEARCH, AND DATA ANALYTICS**
For more information and institutional statistics, visit
<https://www.csu.edu/ier>

ENROLLMENT AND COMPLETIONS

5-year: Fall Enrollment



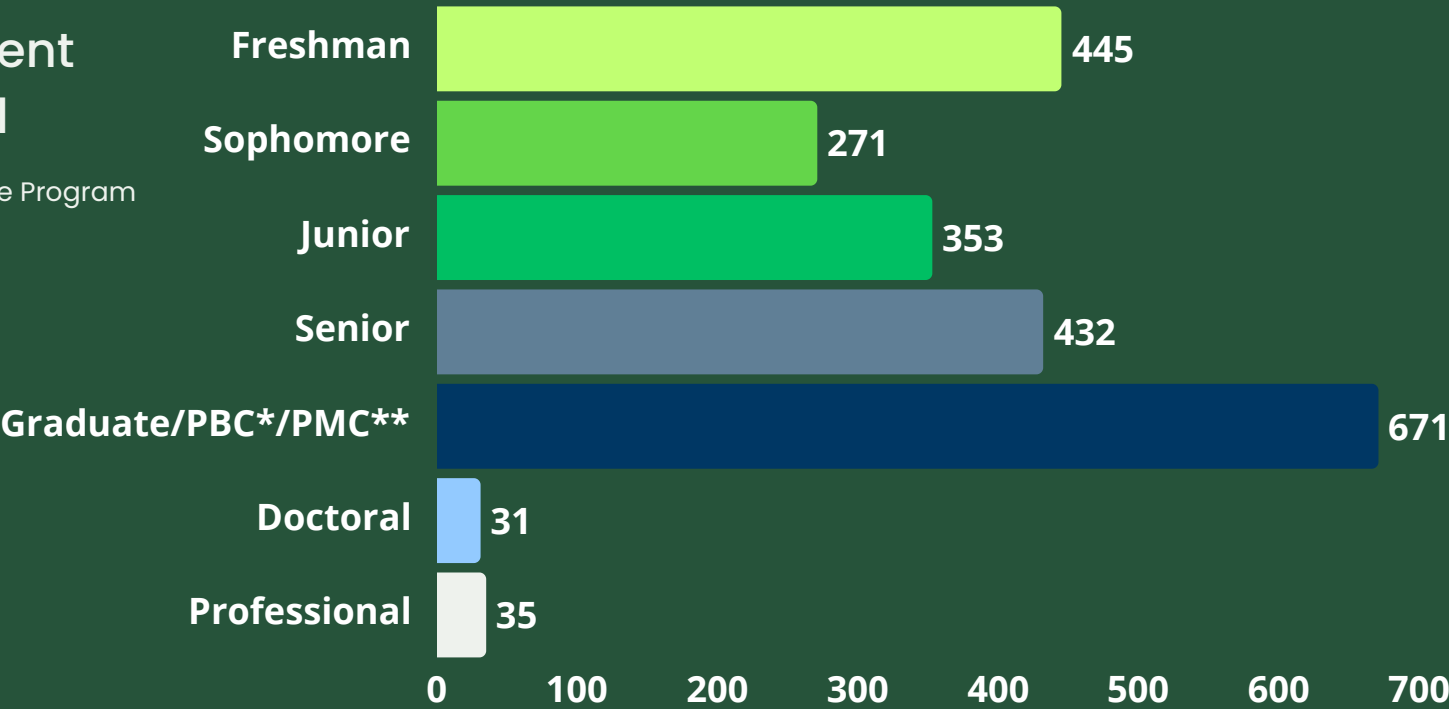
Fall 2024 Enrollment
(Full-time/Part-time)



*FTE (full-time equivalent) is calculated by dividing undergraduate students credit hours by 15 and graduate students credit hours by 12.

Fall 2024 Enrollment
by Class Level

*Post-Baccalaureate Certificate Program
**Post-Master's Certification



Degrees Conferred by Academic College: Fiscal Year 2024

COLLEGE	BACHELOR'S	MASTER'S/ PBC*/PMC**	EDD	PHARMD	TOTAL
ARTS & SCIENCES	113	143	0	0	256
BUSINESS	27	18	0	0	45
EDUCATION	18	50	2	0	70
HEALTH SCIENCES	23	16	0	0	39
PHARMACY	0	0	0	36	36
SPECIAL PROGRAMS	23	0	0	0	23
TOTAL	204	227	2	36	469

*Post-Baccalaureate Certificate Program

**Post-Master's Certification

Degrees Conferred: Past 5 Fiscal Years

FISCAL YEAR	BACHELOR'S	MASTER'S/ PBC*/PMC**	EDD	PHARMD	TOTAL
2020	387	155	9	59	610
2021	316	138	6	52	512
2022	301	184	4	56	545
2023	264	207	3	31	505
2024	204	227	2	36	469

*Post-Baccalaureate Certificate Program

**Post-Master's Certification



CHICAGO STATE
UNIVERSITY

ENROLLMENT AND COMPLETIONS

4

(CONTINUED)

Fall 2024 Enrollment – Race/Ethnicity

	UNDERGRADUATE, N = 1501	GRADUATE, N = 737
PERCENT FEMALE	69%	71%
AMERICAN INDIAN/ALASKA NATIVE	1%	0%
ASIAN	1%	3%
BLACK/AFRICAN AMERICAN	71%	54%
HISPANIC/LATINA/O	9%	9%
NATIVE HAWAIIAN/OTHER PACIFIC ISLANDER	0%	0%
U.S. NONRESIDENT	3%	14%
RACE/ETHNICITY UNKNOWN	12%	4%
TWO OR MORE RACES	0%	0%
WHITE	2%	15%

Note – percentage might not sum to 100% due to rounding error.

Fall 2024 Undergraduate Student Characteristics

	HEADCOUNT N = 1,501	PERCENTAGE OF ENROLLED UNDERGRADUATE STUDENTS
FIRST-TIME FRESHMAN	173	12%
LIVE ON CAMPUS IN RESIDENCE HALL	216	14%
CHICAGO RESIDENT BEFORE COLLEGE	1027	68%

Financial Aid: 2024 Fiscal Year

Percentage of undergraduate students awarded by aid type (average amount awarded).

AID TYPE	DEGREE/CERTIFICATE-SEEKING UNDERGRADUATE STUDENTS IN FALL 2023, N = 1,330	FIRST-TIME FULL-TIME DEGREE-SEEKING FRESHMEN IN FALL 2023, N = 144
GRANT OR SCHOLARSHIP AID FROM THE FEDERAL GOVERNMENT, STATE/LOCAL GOVERNMENT, CSU, OR OTHER SOURCES KNOWN TO CSU	91% (\$16,207)	99% (\$18,322)
FEDERAL PELL GRANTS	65% (\$6,406)	74% (\$6,827)
FEDERAL STUDENT LOANS	88% (\$7,735)	87% (\$4,958)





CHICAGO STATE
UNIVERSITY

FACULTY AND STAFF

5

Fall 2024 University Employees

	FULL-TIME HEADCOUNT	PART-TIME HEADCOUNT	PERCENT THAT IS FULL-TIME
ADMINISTRATION	249	10	96%
CIVIL SERVICE	141	5	97%
FACULTY	147	104	56%
GRADUATE ASSISTANT	0	12	0%
TOTAL	537	131	80%

Fall 2024 Faculty by Gender & Race/Ethnicity

	MEN COUNT	MEN PERCENTAGE	WOMEN COUNT	WOMEN PERCENTAGE
ASIAN	20	17%	5	4%
BLACK/AFRICAN AMERICAN	64	54%	87	66%
HISPANIC/LATINX	5	4%	3	2%
WHITE	28	24%	34	26%
RACE/ETHNICITY UNKNOWN	2	2%	3	2%
TOTAL	119	100%	132	100%

Note - percentage might not sum to 100% due to rounding error.

Fall 2024 Academic Rank by Type

	HEADCOUNT	PERCENTAGE
PROFESSOR	40	16%
ASSOCIATE PROFESSOR	38	15%
ASSISTANT PROFESSOR	43	17%
INSTRUCTOR: FULL-TIME	26	10%
INSTRUCTOR: PART-TIME	104	41%
TOTAL	251	100%

Note - percentage might not sum to 100% due to rounding error.





CHICAGO STATE
UNIVERSITY



CHICAGO STATE UNIVERSITY

LOCATION: Our location in the nation's third-largest city offers CSU students a myriad of personal and professional possibilities, including: access to 26 miles of lakefront, major-league sports, renowned museums, theaters, and festivals, plus our famous architecture; easy transit connections for exploring our 77 diverse neighborhoods and traveling to major employers.

REPUTATION: "We remain steadfast in our commitment to provide student-centered, equitable experiences for every student who calls Chicago State University Home." – Zaldwaynaka Scott, Esq. – President, Chicago State University

ACADEMIC ADVISING: Upon admission to the university, students are assigned academic advisors in their major fields of study. In most academic departments or programs, the advisors are regular faculty members. Students must meet with their academic advisors at least once each term for advisement prior to registration.

ATHLETICS: As an NCAA Division I institution, Chicago State University is committed to student-athlete success. Athletes are fully prepared for personal and professional success before and after graduation

CAMPUS SAFETY: The Chicago State University Police Department maintains a safe and secure campus environment. Members of the Department are trained professionals who present a uniformed presence while serving the University Community. Crime occurrences are virtually non-existent on campus. For detailed crime statistics, see p. 24 of [CSU's Annual Security and Fire Safety Report](#).

CAREER SERVICES: The Career Development Center at the Chicago State University prepares students to leverage their academic and leadership experiences through individualized support and access to employer partnerships.

FACULTY: 100% of CSU courses are taught directly by our faculty and 75% are faculty of color, setting the standard for diversity.*

HOUSING: The Chicago State University Resident Hall strives to offer the most engaging residential experience enriched with diverse living and learning opportunities that foster academic growth. Our residential community is housed in a three-story coeducational facility that houses approximately 300 new friends in over 140 double rooms with suite style living.

SMALL CLASSES: CSU class sizes are small, giving students ample access to interact with faculty. In 2024, our student-to-faculty ratio was 9:1.

TRANSPORTATION: CSU provides easy access to other areas in Chicago via two CTA bus lines that leave directly from campus, and the CTA red-line subway, which accessible using the campus shuttle. The campus also has a Metra stop on the Metra Electric line that goes directly downtown.

STUDENT ORGANIZATIONS: Chicago State University offers a wide variety of ways for our students to make connections: clubs and organizations, intramurals, student government, annual events, fraternities and sororities, performing arts productions and much more!

TECHNOLOGY: The Information Technology Division (ITD) powers the university with best in class and most cost effective and efficient technology.

* This figure pertains only to faculty who are U.S. citizens, and for whom race/ethnicity is known.



CHICAGO STATE
UNIVERSITY

CSU Mission Statement

CSU is a public, comprehensive University that provides access to higher education for students of diverse backgrounds and educational needs. The University fosters the intellectual development and success of its student population through a rigorous, positive, and transformative educational experience. CSU is committed to teaching, research, and service and community development including social justice, leadership and entrepreneurship.

CSU Vision Statement

CSU will be recognized for:

- innovations in teaching and research
- promoting ethical leadership, entrepreneurship
- social and environmental justice.

We embrace, engage, educate, and empower our students and community to transform lives locally and globally.

Administration

ZALDWAYNAKA ("Z") SCOTT, ESQ.
President

JIMELL BYRD-RENO
Chief of Staff

DR. SONJA FEIST-PRICE
Provost & Senior Vice President of
Academic Affairs

NICOLE WILLIAMS
Chief Financial Officer & Vice President of
Financial Operations

OSCAR RODRIGUEZ
Vice President of Enrollment Management

ERIN STEVA
Vice President of External Affairs

MICHAEL HOLMES
Vice President of Administrative Services

Board of Trustees

ANDREA ZOPP, ESQ.

ANGELIQUE A. DAVID

ALLISON BOLDEN (STUDENT TRUSTEE)

CORY THAMES

CHERYL WATKINS

JASON QUIARA

TELEPHONE LISTINGS

CSU Operator: 773-995-2000

Academic Affairs: 773-995-2402

Admissions: 773-995-2513

Cashier's Office: 773-995-2029

Dean of Students: 773-995-4510

Human Resources 773-995-2040

Library: 773-995-2235

Registrar 773-995-2517

Public Safety Dispatch: 773-995-2111



Institutional Effectiveness & Research, and Data Analytics
Staff and Contact Information:

DR. JANE STOUT
Director
jstout@csu.edu

MS. TAYLOR PALMER
Senior Researcher
tpalme20@csu.edu